

# Restricted Electrical Licence Course

Selected units from UEE30811 Certificate III in Electrotechnology Electrician



## Quick info:

**Next upcoming classes: Monthly**

**Organisation:** Bizmatrix Pty Ltd

**Address:** Unit 53/193 Southpine Road,  
Brendale, QLD 4500

**Phone:** 1300 588 749

**Email:** [info@bizmatrix.edu.au](mailto:info@bizmatrix.edu.au)

**Website:** [www.bizmatrix.edu.au](http://www.bizmatrix.edu.au)

**RTO No.** 32074

**DET:** 0001318900 / **ABN:** 53 122 030 451

## Restricted Electrical Licence in detail:

**Course outline:** The Restricted Electrical Licence training course is open to a gas fitter or tradesperson who is servicing gas equipment with electrical controls or portable appliances with electrical controls. A Log Book to be completed within a twelve month period.

### Who can do the Restricted Electrical Licence Course?

- All attendees must have a training permit, from the Electrical Safety Office- prior to commencement
- Type B gas students do not require a training permit, they must be enrolled or have completed a Type B Gas course to complete the restricted electrical training.
- OR you must apply for an electrical work training permit from the Electrical Safety Office - you need the restricted electrical licence as part of your valid work duties (not for a hobby or to get a proposed job). You need to have a trade or calling to apply, or at least 5 years proven industry experience in gas or electrical work. Information can be found at: <http://www.justice.qld.gov.au/fair-and-safe-work/electrical-safety/licensing/apply-for-an-electrical-work-licence/restricted-work-licencepermit-other-than-apprentice>



**Delivery mode:** Theory commences online which takes approximately 3 full days, then practical dates are determined when you are complete with online theory which are around 3-5 full days of in class training.

**Course details:** The course will have a mixture of practical and theoretical training, on a wide range of composite equipment including portable, plugged in and fixed wired electrical equipment. The course has been designed as a full on **interactive training system** to comply with the National Training System, from the Electrotechnology Training Package. You will gain an insight into many facets of commercial equipment not widely known. This is a unique opportunity to progress your knowledge and network, which you will be able to convert into business opportunities. The course has been designed and conforms to the National Training Requirements and has been audited.

### Assessment:

Written and practical exams on a wide range of equipment. All assessments follow Nationally Accredited training style.

Permit holders are required to complete a work specific log book, which is supplied during the practical session.

## List of units we offer

| <b>Units to be selected according to electrical permit Restricted Electrical Licence</b> |  |
|--|--|
| <b><u>UEENEEE101A</u></b>  | Apply Occupational Health and Safety regulations, codes and practices in the workplace               |
| <b><u>UEENEEP010A</u></b>  | Disconnect – reconnect appliances connected to low voltage installation wiring                       |
| <b><u>UEENEEP012A</u></b>  | Disconnect – reconnect <b>composite appliances</b> connected to low voltage installation wiring      |
| <b><u>UEENEEP013A</u></b>  | Disconnect – reconnect <b>control devices</b> connected to low voltage installation wiring           |
| <b><u>UEENEEP014A</u></b>  | Disconnect – reconnect <b>water heaters</b> connected to low voltage installation wiring             |
| <b><u>UEENEEP015A</u></b>  | Disconnect – reconnect <b>motors</b> connected to low voltage installation wiring                    |
| <b><u>UEENEEP016A</u></b>  | Locate and rectify faults in <b>low voltage appliances</b> using set procedures                      |
| <b><u>UEENEEP017A</u></b>  | Locate and rectify faults in <b>low voltage composite</b> appliances using set procedures            |
| <b><u>UEENEEP018A</u></b>  | Locate and rectify faults in <b>low voltage control devices</b> using set procedures                 |
| <b><u>UEENEEP019A</u></b>  | Locate and rectify faults in <b>low voltage water heaters</b> using set procedures                   |
| <b><u>UEENEEP020A</u></b>  | Locate and rectify faults in <b>low voltage motors</b> using set procedures                          |
| <b><u>UEENEEP026A</u></b>  | Conduct in-service safety testing of electrical cord connected equipment and cord assemblies         |
| <b><u>UEENEEP024A</u></b>  | Attach cords and plugs to electrical equipment for connection to a single phase 230 Volt supply      |
| <b><u>UEENEEP025A</u></b>  | Attach cords, cables and plugs to electrical equipment for connection to 1000 Vac or 1500 Vac supply |

## After you are deemed competent, what's next?

From here you must apply through the Electrical Safety Office for your Restricted Electrical Licence. We will help you through this process to make it a smooth and straightforward process. We also issue you with a Bizmatrix Test and Tag card, exclusive to our students who have successfully completed our electrical courses.

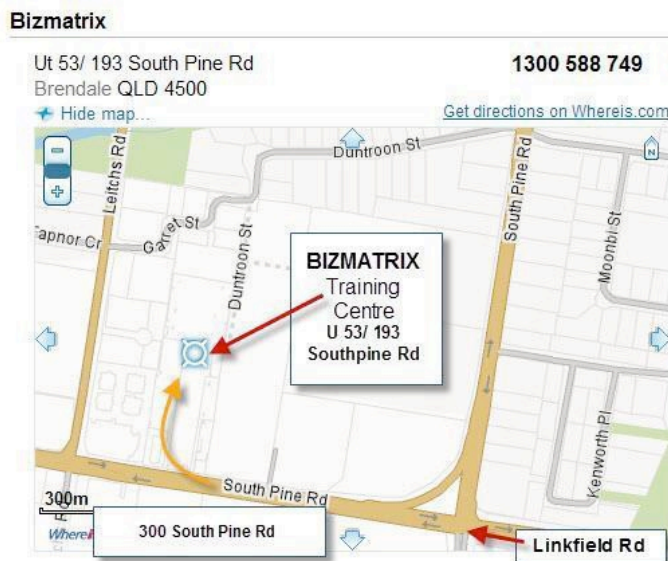
### Successful participants will receive:

- A “ Statement of Attainment” in recognition with and conforming to the AQTF requirements
- An application to submit for the license with “Statement of Attainment”.
- Listed on the future knowledge and refresher database.
- Access to technical support & information
- Confidence in servicing, repairing and maintaining commercial/ domestic appliances.
- More knowledge of electrical equipment.

## Where are we?

Brendale Business Park

Unit 53/193 Southpine Road, Brendale. QLD 4500



## What do we supply?

- Online E-learning training and assessments for the theory components.
- Small classes between 6 to 10 people
- All books including student manuals, assessment, text books (included in fees)
- Constant communication and one to one time with trainers
- Coffee, tea, water and biscuits to keep you sprightly
- Invite to Facebook and Dropbox material for networking purposes
- Internet access- Wifi
- **Electrical Trade Principles - A Practical Approach – 3<sup>rd</sup> Edition 2013 - \$114.00 (REL only)**
- **Electrical Wiring Practice Volume One 7<sup>th</sup> Edition - \$95.00 (REL Only)**
- **Log book**

### You are required to bring the following to your course:

- Codes: The below can be purchased from Bizmatix (price shown) or SAI Global
  - o AS3760:2010 \$102.00 + GST
  - o AS4836:2011 \$110.00 + GST
- PPE suitable for electrical

**Students must attend at least three days on site sessions, and book in to secure their spot. The Restricted Electrical practical dates are offered throughout the year, if you cannot make a session you can attend the next round of classes.**

### **Monthly – See our website.**

Dates: Monday – Test & Tag (Attendance mandatory)

Tuesday – Disconnect & Reconnect/ Locate & Rectify (Attendance mandatory)

Wednesday – Disconnect & Reconnect / Locate & Rectify (Attendance mandatory)

Thursday – Locate & Rectify

Friday – Attach Cords and Plugs

Plus an extra day per unit for 415V

RSVP to [info@bizmatrix.edu.au](mailto:info@bizmatrix.edu.au) to book in to your selected classes, all online theory must be complete prior to attending. All dates can be accessed through [www.bizmatrix.edu.au](http://www.bizmatrix.edu.au) under 'Training > Calendar' tab.

## Frequently Asked Questions- Additional Information

### What if I want to do all of the REL units?

You can only do the units outlined on your Electrical Permit, as this is per QLD EOS requirements.

### How long will it take me to complete this course?

On average the electrical units online take about 3 days worth of online work, then you must come in for 3-6 days of practical training. We recommend you allow a two to three months time period to complete this course.

### What is specifically covered in the Restricted Electrical Course?

#### *Electrical Service Training and Testing*

- Beverage equipment
- Domestic, commercial electrical appliances
- Complex electrical control
- Domestic, commercial and industrial electrical service
- Test and tagging portable tools and appliances
- Refrigeration and air conditioning – electrical
- Correct testing procedures and methodology.
- Getting the complication out of going back to the basics.
- Refresher training/ service techniques.
- Electrical associated with gas appliances
- AS/NZS3000-2008-Wiring rules - **OPTIONAL**
- AS/NZS3008 2009-Cable sizes
- AS/NZS3820-prescribe electrical items
- AS/NZS4836-2011-Safe working on or near low-voltage electrical installations and equipment

### What will this course allow me to do upon completion?

Depending on your skill set, you will be able to disconnect and reconnect, attach cord and plugs, locate and rectify appliances such as domestic and commercial electrical appliances, or electrical appliances used in your trade.

**For more information:** Take a look at [www.bizmatrix.edu.au](http://www.bizmatrix.edu.au) or training.gov.au RTO 32074 for our full list of scope

**REL REGISTRATION FORM 2016**  
**Restricted Electrical Service Licence Course**  
**Preferred Dates \_\_\_\_\_ 2016**

**ATTENDEE DETAILS** (Please ensure your details are correct, as the information provided will be used for records and or issuing of qualifications)

|                                    |                      |                      |                      |                |                      |
|------------------------------------|----------------------|----------------------|----------------------|----------------|----------------------|
| Title                              | <input type="text"/> | Birth date           | <input type="text"/> | Qualifications | <input type="text"/> |
| First Name                         |                      |                      | Middle               |                |                      |
| Surname                            |                      |                      |                      | USI Number     |                      |
| Home Address                       |                      |                      |                      |                |                      |
| State                              | <input type="text"/> | Suburb               | <input type="text"/> | Postcode       | <input type="text"/> |
| Phone Number                       | <input type="text"/> | Mobile               | <input type="text"/> | Fax            | <input type="text"/> |
| Email                              |                      |                      |                      |                |                      |
| Prime Language if not English      | <input type="text"/> | Special Requirements | <input type="text"/> |                |                      |
| Any Special Learning Needs Yes/ No | <input type="text"/> |                      |                      |                |                      |

**Electrical Permit details: # \_\_\_\_\_ Details \_\_\_\_\_ please supply a copy \_\_\_\_\_**

**Part Two: Payment by company with an ABN**

**INVOICE DETAILS for a company or organisation**

|                     |                      |        |                      |          |                      |
|---------------------|----------------------|--------|----------------------|----------|----------------------|
| Company Legal Name: |                      |        |                      |          |                      |
| Address             |                      |        |                      |          |                      |
| State               |                      | Suburb |                      | Postcode |                      |
| Phone Number        | <input type="text"/> | Mobile | <input type="text"/> | Fax      | <input type="text"/> |
| Email               |                      |        |                      |          |                      |
| Contact Name        | Contact Ph           |        |                      |          |                      |
| ABN                 | <input type="text"/> | PO No  | <input type="text"/> |          |                      |

**PAYMENT DETAILS** (Please tick) Cheque  Cash  Direct payment  Credit card   
 payment / BPay

**PAYMENTDETAILS-COMPANY**

**PAYMENT DETAILS** (Please tick) Cheque  Cash  Direct payment  Credit card payment / BPay   
 Add 2%

**COMPANY RESPONSIBLE FOR PAYMENT OF FEES (Tick Here)**   
**STUDENT RESPONSIBLE FOR PAYMENT OF FEES (Tick Here)**

- Course Fee Full Payment on Enrolment Please refer to our fees policies, fees are not refundable once the student has commenced the course, note conditions apply. All conditions are located in our Student Handbook.

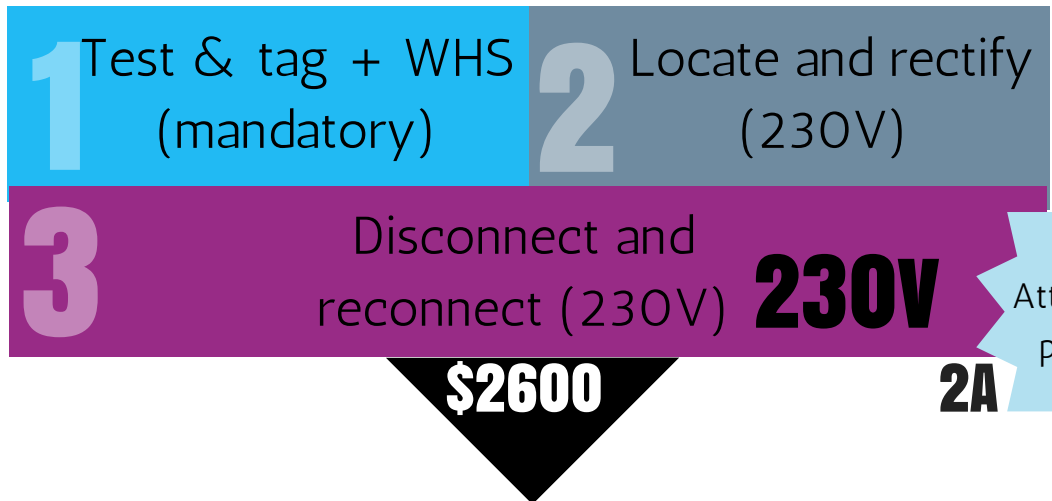
## OPTION 1



**1A**

ADD  
Attach cords and  
plugs (230V)  
+ \$200

## OPTION 2

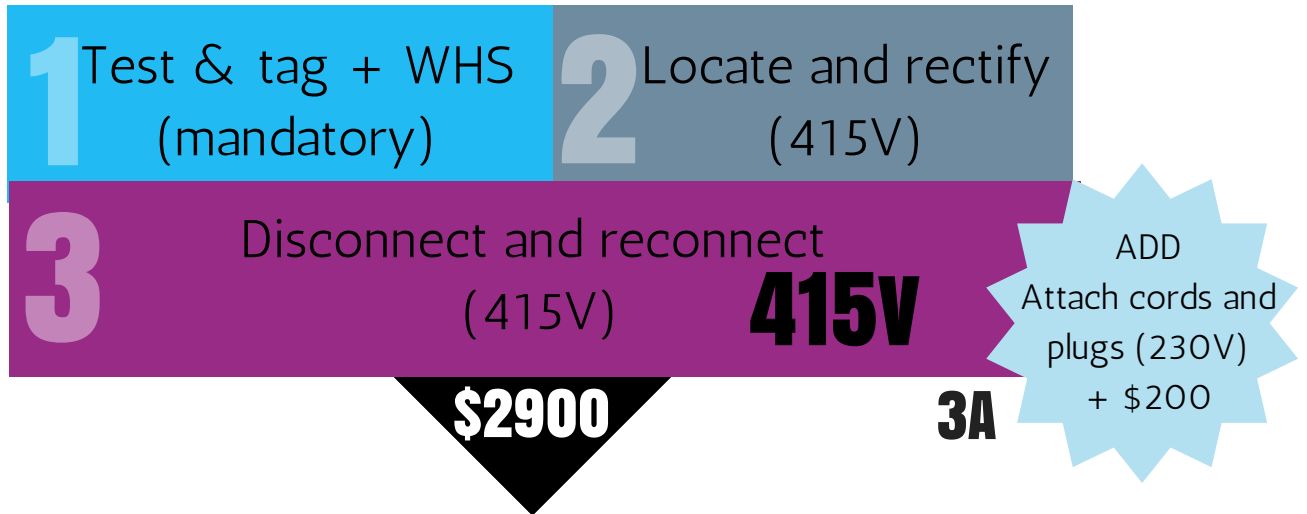


**2A**

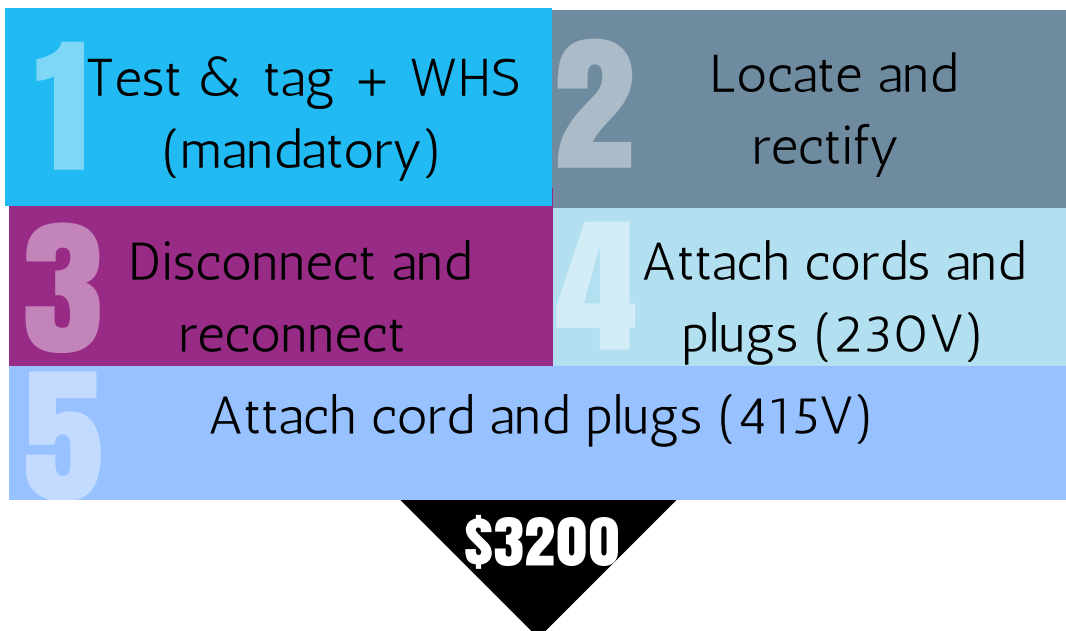
ADD  
Attach cords and  
plugs (230V)  
+ \$200



## OPTION 3



## OPTION 4



### SELECTION DETAILS (Please tick)

| All courses include WHS + Test and Tag, and are nationally recognised. Access to E-Learning portal plus electrical textbooks included in price. All units require electrical permit and logbook. | Course Fees                     | Your selection |
|--|---------------------------------|----------------|
| <b>OPTION 1</b> Locate and rectify faults 230Vac<br>(Note: All training units include WHS & TEST AND TAG)  | \$1,900 GST FREE                |                |
| <b>OPTION 1</b> Disconnect Reconnect Only 230V   | \$1,990 GST FREE                |                |
| <b>OPTION 1A</b> Add Attach Cords and Plugs PC 230Vac  | + \$200 GST FREE                |                |
| <b>OPTION 2</b> Disconnect Reconnect AND Locate rectify faults up to 230Vac  | \$2,600 GST FREE                |                |
| <b>OPTION 2A</b> Add Attach Cords and Plugs Plugs & cords 230Vac   | + \$200 GST FREE                |                |
| <b>OPTION 3</b> Disconnect Reconnect AND Locate rectify faults up to 415vac  | \$2,900 GST FREE                |                |
| <b>OPTION 3A</b> Add Attach cords and plugs  | + \$200 GST FREE                |                |
| <b>OPTION 4</b> All Restricted Electrical Units – Locate rectify, Disconnect reconnect, Attach cords and plugs (230 V + 1000V/1500dc), Test and tag.   | \$3,200 GST FREE                |                |
| <b>Additional:</b> CPR & LVR Training (Mandatory for those applying for a Restricted Electrical Licence) * Discounted price for REL students*  | + \$80 GST FREE                 |                |
| <b>Your individual Selection</b>   |                                 |                |
| Selection <input type="checkbox"/>   | Option <input type="checkbox"/> | GST FREE       |

You will be sent an invoice for the payments, with the balance of payments due by the start date. I confirm I have read the training terms and conditions as published on [www.bizmatrix.edu.au](http://www.bizmatrix.edu.au) and will be attending the sessions as listed, enclosed are the payment details and my registration details.

|                   |  |
|-------------------|--|
| Name<br>Signature | <b>EFT details:</b> Westpac Banking BSB 034-272<br>Account 250-586 or <b>Post cheques to:</b><br>BIZMATRIX Pty Ltd<br>PO BOX 489 ALBANY CREEK Q 4035 |
|-------------------|--|

- ✓ I confirm I have read the training terms and conditions as published on [www.bizmatrix.edu.au](http://www.bizmatrix.edu.au) and will be attending the sessions as listed. Enclosed are the payment details and my registration details.
- ✓ I would like you to add my name to the database to be notified of further courses and to be provided with ongoing technical information:

**NOTE: Please supply a copy of your Training Permit and the Units required**

**COURSE DETAILS:**

|  |                                    |                                    |                                |
|--|------------------------------------|------------------------------------|--------------------------------|
| <b>Course being applied for:</b>       |                                    | <b>Course Code:</b>                |                                |
| <b>Preferred location of training:</b> | <input type="checkbox"/> Workplace | <input type="checkbox"/> Bizmatrix | <input type="checkbox"/> Other |
| <b>Date ready to start:</b>            |                                    | <b>Date must complete by:</b>      |                                |

**EMERGENCY CONTACT DETAILS:**

|                                 |  |                       |  |
|---------------------------------|--|-----------------------|--|
| <b>Full name – next of kin:</b> |  |                       |  |
| <b>Daytime Number:</b>          |  | <b>Mobile Number:</b> |  |
| <b>Night time Number:</b>       |  | <b>Relationship:</b>  |  |

**PERSONAL DETAILS:**

|  |  |  |
|--|--|--|
| <b>In which country were you born?</b>   | <input type="checkbox"/> Australia   | <input type="checkbox"/> Other (Please specify): |
| <b>Do you speak a language other than English at home?</b> (If more than one language is spoken at home, indicate the one that is spoken most often) | <input type="checkbox"/> No, English only                                      | <input type="checkbox"/> Yes (please specify):   |
| <b>How well do you speak English?</b> (tick)   | <input type="checkbox"/> Very well   | <input type="checkbox"/> Not well                |
|  | <input type="checkbox"/> Well  | <input type="checkbox"/> None                    |
| <b>Are you of Aboriginal or Torres Strait Islander origin?</b> (tick one)  |  |  |
| <input type="checkbox"/> No  | <input type="checkbox"/> Yes, Aboriginal                                       |  |
| <input type="checkbox"/> Yes, Torres Strait Islander   | <input type="checkbox"/> Yes, Both Aboriginal & Torres Strait Islander         |  |
| <b>Do you identify yourself as having a disability?</b> (Please tick)  |  |  |
| <input type="checkbox"/> No  | <input type="checkbox"/> Yes, Hearing/Deaf                                     |  |
| <input type="checkbox"/> Yes, Intellectual   | <input type="checkbox"/> Yes, Vision   |  |
| <input type="checkbox"/> Yes, Learning   | <input type="checkbox"/> Yes, Physical   |  |
| <input type="checkbox"/> Yes, Medical  | <input type="checkbox"/> Other   |  |
| <b>Please specify:</b>   |  |  |
| <b>Do you have any special dietary requirements</b>  | <input type="checkbox"/> No <input type="checkbox"/> Yes, please specify _____ |  |

| What is your highest COMPLETED school level? (Tick ONE box only.)  |   |
|--|---|
| <input type="checkbox"/> Year 12 or equivalent<br><input type="checkbox"/> Year 11 or equivalent<br><input type="checkbox"/> Year 10 or equivalent         | <input type="checkbox"/> Year 9 or equivalent<br><input type="checkbox"/> Year 8 or below<br><input type="checkbox"/> Never attended school   |
| <b>In which YEAR did you complete school?</b>  |   |
| <b>Are you still attending secondary school?</b>   | <input type="checkbox"/> Yes<br><input type="checkbox"/> No   |
| <b>Have you successfully completed any of the following qualifications?</b>  | <input type="checkbox"/> No<br><input type="checkbox"/> Yes - Bachelor Degree or Higher Degree<br><input type="checkbox"/> Yes - Advanced Diploma or Associate Degree<br><input type="checkbox"/> Yes - Diploma (or Associate Diploma)<br><input type="checkbox"/> Yes - Certificate IV (or Advanced Certificate/Technician)<br><input type="checkbox"/> Yes - Certificate III (or Trade Certificate)<br><input type="checkbox"/> Yes - Certificate II<br><input type="checkbox"/> Yes - Certificate I<br><input type="checkbox"/> Yes - Certificates other than the above            |
| <b>Of the following categories, which best describes your current employment status?</b>   | <input type="checkbox"/> Full-time employee<br><input type="checkbox"/> Part-time employee<br><input type="checkbox"/> Self-employed - not employing others<br><input type="checkbox"/> Employer<br><input type="checkbox"/> Employed - unpaid worker in a family business<br><input type="checkbox"/> Unemployed - seeking full-time work<br><input type="checkbox"/> Unemployed - seeking part-time work<br><input type="checkbox"/> Not employed - not seeking employment  |
| <b>Of the following categories, which best describes your main reason for undertaking this course / traineeship / apprenticeship? (Tick ONE box only.)</b> | <input type="checkbox"/> To get a job<br><input type="checkbox"/> To develop my existing business<br><input type="checkbox"/> To start my own business<br><input type="checkbox"/> To try for a different career<br><input type="checkbox"/> To get a better job or promotion<br><input type="checkbox"/> It was a requirement of my job<br><input type="checkbox"/> I wanted extra skills for my job<br><input type="checkbox"/> To get into another course of study<br><input type="checkbox"/> For personal interest or self-development<br><input type="checkbox"/> Other reasons |

## YOUR PERSONAL STATEMENT:

|   |  |
|---|--|
| Why are you choosing this course?   |  |
| Do you have a specific career aim or job in mind for the future?  |  |
| Do you consider that you meet the pre-requisite requirements for the course:  | <input type="checkbox"/> Yes <input type="checkbox"/> No <input type="checkbox"/> Not sure |
| Do you consider that you have adequate literacy and numeracy skills to undertake the course:                                  | <input type="checkbox"/> Yes <input type="checkbox"/> No <input type="checkbox"/> Not sure |
| Are you seeking credit for previous training or recognition of prior learning:  | <input type="checkbox"/> Yes <input type="checkbox"/> No <input type="checkbox"/> Not sure |
| Are there any individual needs you have that we should be aware of so we take these into account when planning your training: | <input type="checkbox"/> Yes <input type="checkbox"/> No <input type="checkbox"/> Not sure |
| If yes, please provide us a little more information:  |  |

I confirm I have read the training terms and conditions as published on [www.bizmatrix.edu.au](http://www.bizmatrix.edu.au) and will be attending the sessions as listed.

Enclosed are the payment details and my registration details.

I would like you to add my name to the database to be notified of further courses and to be provided with ongoing technical information: optout

Name: \_\_\_\_\_

Position: \_\_\_\_\_

Signature: \_\_\_\_\_

Date: \_\_\_\_\_

| Office Use Only                  |   |                             |   |
|----------------------------------|---|-----------------------------|---|
| <b>Attached Copies Certified</b> | ✓ | <b>Student Requirements</b> | ✓ |
| Copies of drivers licence        |   | Online support Details      |   |
| Copies of trade licences         |   | Student Marking             |   |
|                                  |   | Observation Sheets          |   |
| <b>On completion</b>             | ✓ | Student Info Sheet          |   |
| Certificate III                  |   | Student Info Manual         |   |
| Statement of Attainment          |   | Licence Application         |   |
|                                  |   | Work Notes 2011             |   |
|                                  |   | Registration Document       |   |
|                                  |   | <b>Completion Info</b>      | ✓ |
|                                  |   | Learner Survey              |   |
|                                  |   | Employer Survey             |   |
|                                  |   | Course Surveys              |   |
|                                  |   | Copies/results              |   |
|                                  |   | BSA application if app      |   |
|                                  |   | Results/Certificate         |   |
|                                  |   | Newsletter Info             |   |
|                                  |   |                             |   |

## How to get a USI Number

### *Steps to create a USI Number*

**Step 1.** Have at least one and preferably two forms of ID ready from the list below:

- Driver's Licence
- Medicare Card
- Australian Passport
- Visa (with Non-Australian Passport) for international students
- Certificate of Registration by Descent
- Citizenship Certificate
- Immi Card

**Step 2.** Have contact details ready (e.g. email address, or mobile number, or address).

**Step 3.** Visit the USI website at: [usi.gov.au](http://usi.gov.au)

**Step 4.** Select the 'Create a USI' link and follow the steps.

**Step 5.** Agree to the Terms and Conditions.

**Step 6.** Follow the instructions to create a USI – it should only take a few minutes. Upon completion, the USI will be displayed on the screen. It will also be sent to the student's preferred method contact.

**Step 7.** The student should then write down the USI and keep it somewhere handy and safe.

### **Important**

Make sure your personal details entered when creating your USI must match exactly with those on their form of ID.

For more information please visit: [usi.gov.au](http://usi.gov.au) Or contact us at Email: [usi@industry.gov.au](mailto:usi@industry.gov.au) Phone: